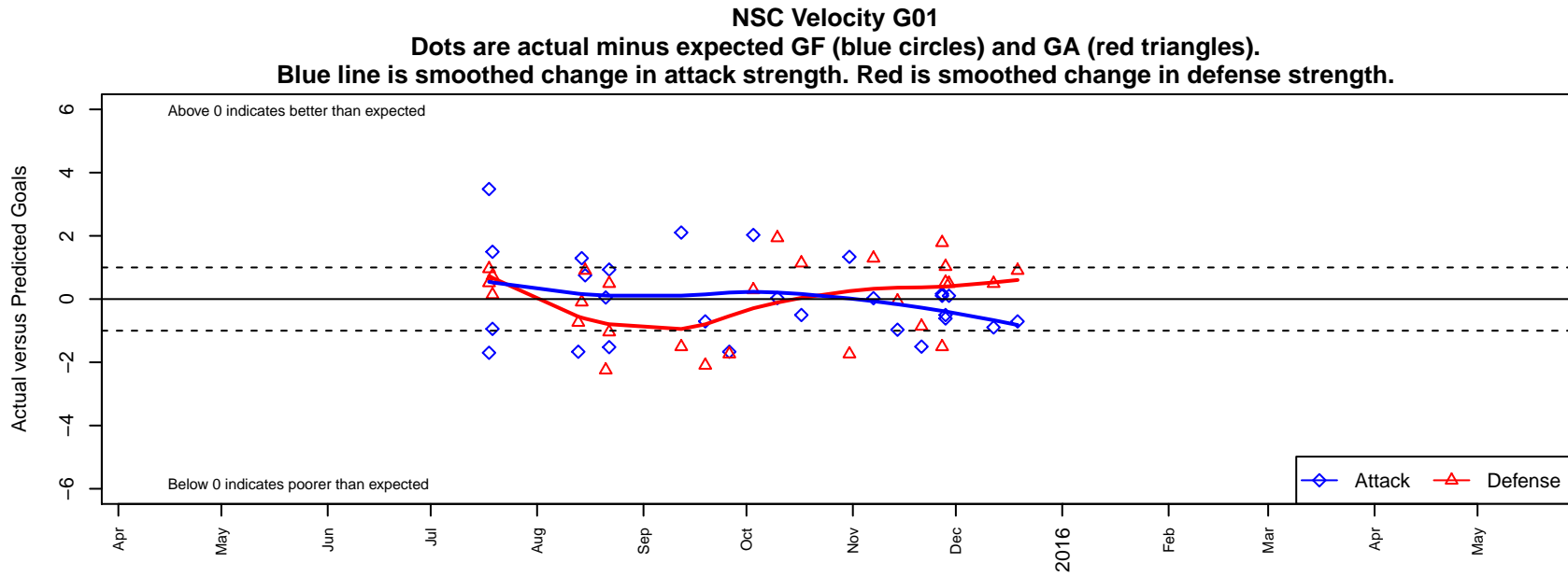


NSC Velocity G01

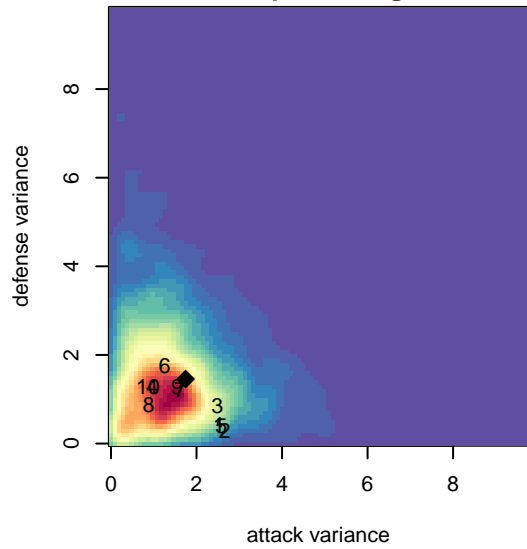
North Shore SC
Woodinville, WA
G01 total strength=1071
attack=2.97 defense=2.2
fall league = NPSL Div 1 U14

alt names used:
NSC Velocity G01

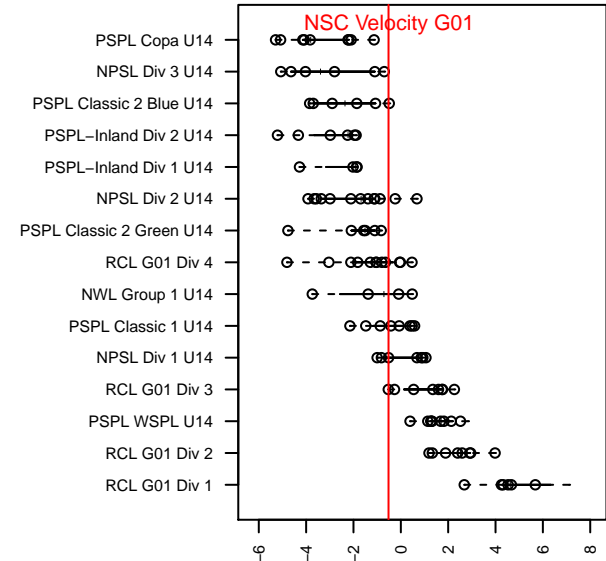
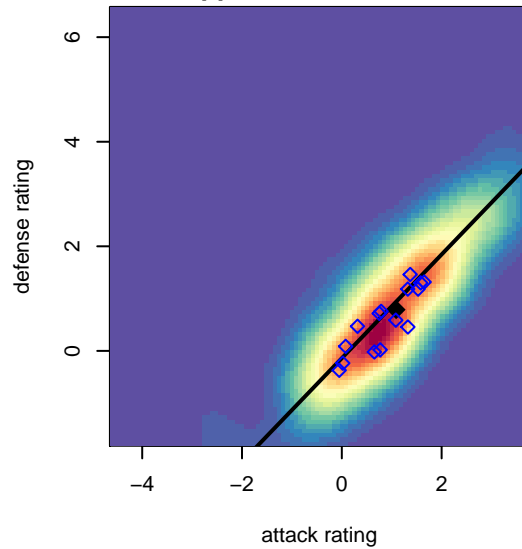
Venues played:
2015 KITG GU14 Green
2015 Bigfoot Group A U14
2015 Xtreme Cup GU14
2015 NPSL Division 1 U14
2015 Cranberry Cup U14



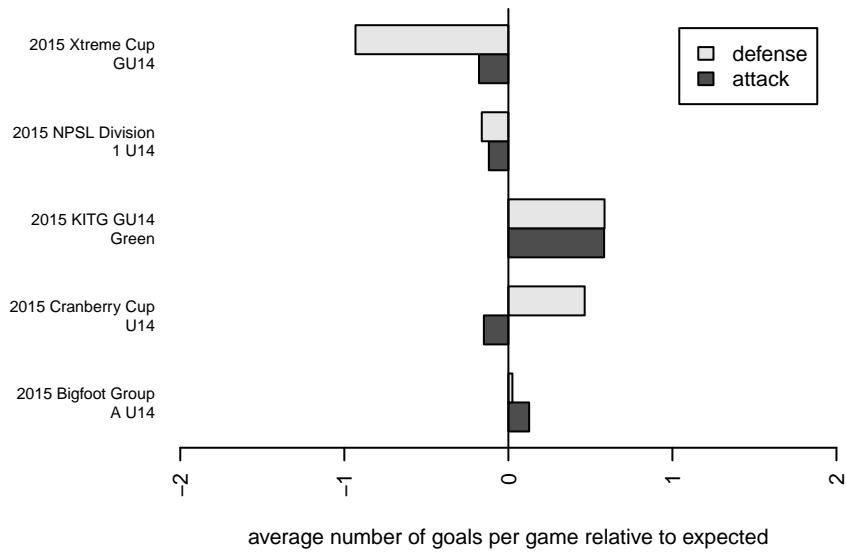
**attack and defense variance (black dot)
relative to other teams
and top 10 in region**



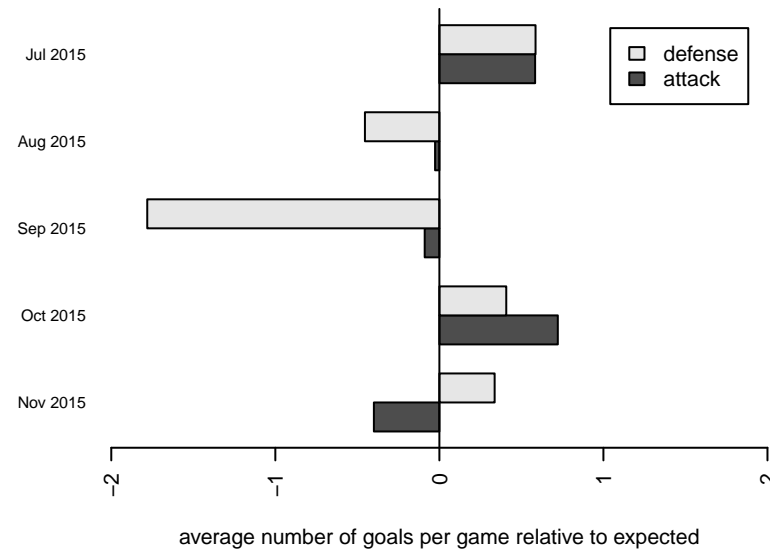
**attack and defense rating
relative to others at age
and all opponents in last 13 months**



Performance relative to 13 month average



Performance relative to 13 month average



date	home		away		venue	pred.home	pred.away
2015-12-19	NSC Velocity G01	0	Crossfire Select Wilkinson G01	1	2015 NPSL Division 1 U14	0.71	1.90
2015-12-12	NSC Velocity G01	0	Crossfire Select Granston G01	2	2015 NPSL Division 1 U14	0.90	2.49
2015-11-29	Crossfire Select Granston G01	2	NSC Velocity G01	1	2015 Cranberry Cup U14	2.49	0.90
2015-11-28	NSC Velocity G01	1	LWPFC White Stingrays G02	0	2015 Cranberry Cup U14	1.50	1.03
2015-11-28	Mukilteo Rush G01	0	NSC Velocity G01	2	2015 Cranberry Cup U14	0.53	2.61
2015-11-27	West Seattle En Fuego –Unk G01	0	NSC Velocity G01	2	2015 Cranberry Cup U14	1.78	1.84
2015-11-27	NSC Velocity G01	1	Crossfire Select Granston G01	4	2015 Cranberry Cup U14	0.90	2.49
2015-11-21	BIFC Blue G01	2	NSC Velocity G01	0	2015 NPSL Division 1 U14	1.14	1.50
2015-11-14	NSC Velocity G01	0	Kent United Green G01	2	2015 NPSL Division 1 U14	0.97	1.94
2015-11-07	FME Fusion G01	1	NSC Velocity G01	1	2015 NPSL Division 1 U14	2.29	0.97
2015-10-31	PSA Force G01	3	NSC Velocity G01	3	2015 NPSL Division 1 U14	1.26	1.67
2015-10-17	NSC Velocity G01	1	BIFC Blue G01	0	2015 NPSL Division 1 U14	1.50	1.14
2015-10-10	Kent United Green G01	0	NSC Velocity G01	1	2015 NPSL Division 1 U14	1.94	0.97
2015-10-03	NSC Velocity G01	3	FME Fusion G01	2	2015 NPSL Division 1 U14	0.97	2.29
2015-09-26	NSC Velocity G01	0	PSA Force G01	3	2015 NPSL Division 1 U14	1.67	1.26
2015-09-19	Crossfire Select Wilkinson G01	4	NSC Velocity G01	0	2015 NPSL Division 1 U14	1.90	0.71
2015-09-12	Crossfire Select Granston G01	4	NSC Velocity G01	3	2015 NPSL Division 1 U14	2.49	0.90
2015-08-22	NSC Velocity G01	2	UPSC Blue Starz G01	2	2015 Xtreme Cup GU14	3.52	0.96
2015-08-22	ISC Gunners Select G01	0	NSC Velocity G01	6	2015 Xtreme Cup GU14	0.49	5.07
2015-08-21	West Seattle En Fuego Red G01	4	NSC Velocity G01	1	2015 Xtreme Cup GU14	1.75	0.95
2015-08-15	Snohomish Force G01	0	NSC Velocity G01	4	2015 Bigfoot Group A U14	0.91	3.25
2015-08-14	Crossfire Select Wilkinson G01	2	NSC Velocity G01	2	2015 Bigfoot Group A U14	1.90	0.71
2015-08-13	PSA Force G01	2	NSC Velocity G01	0	2015 Bigfoot Group A U14	1.26	1.67
2015-07-19	NSC Velocity G01	3	BIFC Blue G01	1	2015 KITG GU14 Green	1.50	1.14
2015-07-19	TC United White G01	0	NSC Velocity G01	1	2015 KITG GU14 Green	0.73	1.94
2015-07-18	CYSA Timber Barons Green G01	0	NSC Velocity G01	2	2015 KITG GU14 Green	0.51	3.70
2015-07-18	NSC Velocity G01	7	UPSC Blue Starz G01	0	2015 KITG GU14 Green	3.52	0.96